



Pathways to Write

Nythe Primary School Overview: Year 1 to Year 6

Year 1 Texts and Outcomes

	Autumn 1	Autumn 2	Spring 1	Spring 2	Summer 1	Summer 2
	Meesha Makes Friends by Tom Percival	Katie in London by James Mayhew	The Lion Inside by Rachel Bright	Beegu by Alexis Deacon	Somebody Swallowed Stanley by Sarah Roberts and Hannah Peck	Goldilocks and Just the One Bear by Leigh Hodgkinson
	<p>Outcome Recount: write a diary entry in first person</p> <p>Greater Depth Include character feelings</p>	<p>Outcome Non-fiction: write a non-chronological report</p> <p>Greater Depth Include a fun fact</p>	<p>Outcome Fiction: write a journey story</p> <p>Greater Depth Change both animals in the story</p>	<p>Outcome Fiction: write own version of the story</p> <p>Greater Depth Write the story in first person</p>	<p>Outcome Non-fiction: write information about sea animals</p> <p>Greater Depth Includes sections on how to protect them</p>	<p>Outcome Fiction: write a traditional story with a new character</p> <p>Greater Depth Change the character/setting</p> <p>Extension: Non-chron. report</p>
						

Year 1 Mastery Keys

Year 1	Autumn 1	Autumn 2	Spring 1	Spring 2	Summer 1	Summer 2
Word	Word Use plural noun suffixes -s and -es	Word Add suffixes where no change is needed to the root of the word e.g. -ed, -ing, -er, -est Some accurate use of the prefix un-	Word Add suffixes where no change is needed to the root of the word e.g. -ed, -ing, -er, -est	Word Add suffixes where no change is needed to the root of the word e.g. -ed, -ing, -er, -est	Word Add suffixes where no change is needed to the root of the word e.g. -ed, -ing, -er, -est Change the meaning of verbs/ adjectives by adding prefix un-	Word
<p>Word Throughout each unit of <i>Pathways to Write</i> there will be opportunities to teach and apply word skills: Spell words containing each of the 40+ phonemes already taught and spell common exception words</p>						
Sentence Combine words to make sentences	Sentence Join words using <i>and</i>	Sentence Join words and clauses using <i>and</i>	Sentence Join words and clauses using <i>and</i>	Sentence Join words and clauses using <i>and</i>	Sentence Join words and clauses using <i>and</i>	Sentence Join words and clauses using <i>and</i> Use simple description
Text	Text Sequence sentences (link ideas or events by pronoun)	Text	Text	Text	Text	Text Sequence sentences to form short narratives (link ideas or events by pronouns)
Punctuation Leave spaces between words Begin to use capital letters and full stops Use a capital letter for names of people and the personal pronoun 'I'	Punctuation Punctuate sentences using a capital letter and a full stop Use capital letters for names of people and places	Punctuation Punctuate sentences using a capital letter and a full stop, some question marks and exclamation marks	Punctuation Punctuate sentences using a capital letter and a full stop, question mark or exclamation mark	Punctuation Punctuate sentences using a capital letter and a full stop, question mark or exclamation mark	Punctuation Punctuate sentences using a capital letter and a full stop, question mark or exclamation mark	Punctuation Use capital letter for names of people and places Punctuate sentences using a capital letter, full stop, question mark or exclamation mark

Year 2 Texts and Outcomes

	Autumn 1	Autumn 2	Spring 1	Spring 2	Summer 1	Summer 2
	Look Up! By Nathan Bryon	The Owl Who Was Afraid of The Dark by Jill Tomlinson (picture book and chapter book)	The Dragon Machine by Helen Ward, How to Train Your Dragon (2010 film), The Dragonsitter Disasters by Josh Lacey	My Name is Not Refugee by Kate Milner	The Last Wolf by Mini Grey	Grandad's Secret Giant by David Litchfield
	<p>Outcome Recount: write a diary entry</p> <p>Greater Depth Draw on wider reading to inform vocabulary choices</p>	<p>Outcome Non-chronological report: write a fact sheet about owls</p> <p>Greater Depth Alter the layout to include own subheadings and extra features</p>	<p>Outcome Fiction: write an adventure story with change of character and machine</p> <p>Greater Depth Story written in first person</p>	<p>Outcome Recount: write a recount of events from character's point of view</p> <p>Greater Depth Include how the other characters felt</p>	<p>Outcome Letter: write a letter in role as the character persuading to save the trees</p> <p>Greater Depth Real life letter to specific audience e.g. local MP</p>	<p>Outcome Fiction: write a story with a moral focus</p> <p>Greater Depth Story from the point of view of the giant</p>
						

Year 2 Mastery Keys

Year 2	Autumn 1	Autumn 2	Spring 1	Spring 2	Summer 1	Summer 2
	Word	Word Add -ly to turn adjectives into adverbs	Word	Word	Word Add -er and -est to adjectives Use homophones and near homophones	Word Add suffixes to spell longer words (e.g -ment,- ful)
Word Throughout each unit of <i>Pathways to Write</i> there will be opportunities to apply word skills: Spell many words correctly by segmenting spoken words into phonemes and representing these by graphemes and spell common exception words.						
	Sentence Use subordination (because) and co-ordination (and) Use expanded noun phrases to describe and specify	Sentence Use co-ordination (but, or)	Sentence Write sentences with different forms: statement, question, exclamation, command Use subordination (apply because, introduce when)	Sentence Use subordination (apply because, when; introduce that)	Sentence Use subordination (if, that)	Sentence Use subordination (when, if, that, because) and co-ordination (or, and, but) Use expanded noun phrases to describe and specify
	Text	Text	Text Use present and past tenses correctly and consistently (some progressive)	Text Use present and past tenses correctly and consistently Use the progressive form of verbs in the present and past tense	Text	Text Use present and past tenses correctly and consistently including the progressive form
	Punctuation Use punctuation correctly - full stops, capital letters	Punctuation Use commas to separate items in a list	Punctuation Use punctuation correctly - exclamation marks, question marks	Punctuation Use punctuation correctly – introduce apostrophe for the possessive (singular)	Punctuation Use punctuation correctly – apostrophes for contracted forms	Punctuation

Year 3 Texts and Outcomes

	Autumn 1	Autumn 2	Spring 1	Spring 2	Summer 1	Summer 2
Set 1	Coming to England by Floella Benjamin	Winter's Child by Angela McAllister, Ice Palace by Robert Swindells	Stone Age Boy by Satoshi Kitamura	Big Blue Whale by Nicola Davies, This Morning I Met a Whale by Michael Morpurgo	Journey by Aaron Becker, Tilly Mint Tales by Berlie Doherty	A Stage Full of Shakespeare Stories by Angela McAllister (The Merchant of Venice)
	Outcome Recount: write a letter in role recounting events of the story Greater Depth Include a response	Outcome Fiction: write a fantasy story based on a fable Greater Depth Narrative from a different point of view	Outcome Fiction: write a historical narrative set in the Stone Age Greater Depth Write from the point of view of a person from the Stone Age	Outcome Persuasion: write an informative article persuading for the protection of the blue whale Greater Depth Include a fact file about other endangered sea creatures	Outcome Fiction: write an adventure story based on <i>Journey</i> using the language of Berlie Doherty Greater Depth Include a new setting route to lead from one place into another	Outcome Non-fiction: write a guide Greater Depth Write a guide to appeal to teachers
						

Year 3 Mastery Keys

Year 3	Autumn 1	Autumn 2	Spring 1		Spring 2		Summer 1	Summer 2
	Word	Word Use a or an according to whether the next word begins with a vowel or consonant	Word Form nouns with a range of prefixes		Word	Word Form nouns with a range of prefixes	Word Use a or an according to whether the next word begins with a vowel or consonant	Word
	Sentence Use prepositions to express time, place and cause.	Sentence Use conjunctions and adverbs to express, time, place and cause	Sentence	Sentence Build an increasing range of sentence structures Use adverbs to express time, place and cause	Sentence Build an increasing range of sentence structures Use adverbs to express time, place and cause	Sentence	Sentence Use prepositions, conjunctions and adverbs to express time, place and cause	Sentence Build an increasing range of sentence structures
	Text Group related ideas into paragraphs <i>Build a varied and rich vocabulary</i>	Text In narratives, create characters, settings and plot	Text Use present and past tenses correctly and consistently including the progressive and present perfect forms <i>Build a varied and rich vocabulary</i>	Text Use headings and sub-headings to aid presentation <i>Assess the effectiveness of own and others' writing</i>	Text Use headings and sub-headings to aid presentation <i>Assess the effectiveness of own and others' writing</i>	Text Use present and past tenses correctly and consistently including the progressive and present perfect forms <i>Build a varied and rich vocabulary</i>	Text Group related ideas into paragraphs Use the present perfect form of verbs in contrast to the past tense	Text Use present and past tenses correctly and consistently including the progressive form and the present perfect form In non-narrative material, use simple organisational devices including headings and sub-headings to aid presentation
	Punctuation Introduce inverted commas to punctuate direct speech	Punctuation Use inverted commas to punctuate direct speech	Punctuation Use inverted commas to punctuate direct speech	Punctuation	Punctuation	Punctuation Use inverted commas to punctuate direct speech	Punctuation	Punctuation

*Set 1 *Set 2 *Please note that spring 1 and spring 2 mastery keys have been swapped in set 1 and set 2 Pathways to Write

**Objectives in italics are writing composition objectives*

Year 4 Texts and Outcomes

	Autumn 1	Autumn 2	Spring 1	Spring 2	Summer 1	Summer 2
Set 1	Counting on Katherine by Helaine Becker	Greek Myths by Jean Menzies	Our Tower by Joseph Coelho	Wisp: A Story of Hope by Zana Fraillon Home by Carson Ellis Dreams of Freedom by Amnesty International	Alba The Hundred Year Old Fish by Lara Hawthorne, A Planet Full of Plastic by Neal Layton	Blue John by Berlie Doherty
Outcome	Non-fiction: write a fact file Greater Depth Include quotes	Fiction: make a mini-book of their own adventure Greater Depth Write from another character's point of view	Recount: write the adventure as a journal Greater Depth Include alternative points of view	Fiction: write a narrative from the character's point of view Greater Depth Include a diary entry	Non-fiction: write an information board Greater Depth Include a graphic and voiceover	Explanation: write a letter in role as a caving expert, including an explanation Greater Depth Include a persuasive section about Treak Cliff Caverns
						

Year 4 Mastery Keys

Year 4	Autumn 1	Autumn 2	Spring 1	Spring 2	Summer 1	Summer 2
Word	Word Use Standard English forms for verb inflections Recognise the grammatical difference between plural and possessive 's'	Word Use Standard English forms for verb inflections	Word Use Standard English forms for verb inflections	Word	Word Recognise the grammatical difference between plural and possessive 's'	Word
Sentence Expand noun phrases by the addition of modifying adjectives, nouns and prepositional phrases Use fronted adverbials	Sentence Extend the range of sentences with more than one clause by using a wider range of conjunctions including when, if, because, although	Sentence	Sentence Expand noun phrases by the addition of modifying adjectives, nouns and prepositional phrases	Sentence	Sentence	Sentence Extend the range of sentences with more than one clause by using a wider range of conjunctions including when, if, because, although
Text Organise paragraphs around a theme (to organise and sequence more extended narrative structures) Choose nouns or pronouns appropriately for clarity and cohesion and to avoid repetition	Text <i>Build a varied and rich vocabulary</i>	Text Organise paragraphs around a theme (using fronted adverbials to introduce or connect paragraphs) Variety of verb forms used correctly and consistently including the progressive and the present perfect forms	Text Choose nouns or pronouns appropriately for clarity and cohesion and to avoid repetition	Text <i>Build a varied and rich vocabulary</i> Organise paragraphs around a theme <i>Propose changes to grammar and vocabulary to improve consistency, including the accurate use of pronouns in sentences</i>	Text Organise paragraphs around a theme Recap: Variety of verb forms used correctly and consistently including the progressive and the present perfect forms	Text
Punctuation Use commas after fronted adverbials Recap: Use inverted commas for direct speech	Punctuation Indicate possession by using the possessive apostrophe with plural nouns	Punctuation Use and punctuate direct speech (using dialogue to show the relationship between characters)	Punctuation Use inverted commas and other punctuation to punctuate direct speech Use commas after fronted adverbials	Punctuation Indicate possession by using the possessive apostrophe with plural nouns.	Punctuation	Punctuation




Year 5 Texts and Outcomes

	Autumn 1	Autumn 2	Spring 1	Spring 2	Summer 1	Summer 2
Set 1	<p>Queen of the Falls by Chris Van Allsburg, Good Night Stories for Rebel Girls by Elena Favilli & Francesca Cavallo</p>	<p>The Lost Happy Endings by Carol Ann Duffy</p>	<p>Kai and the Monkey King by Joe Todd-Stanton</p>	<p>The Darkest Dark by Chris Hadfield</p>	<p>The Brilliant Deep by Kate Messner, Coral Reefs by Jason Chin</p>	<p>Radiant Child by Javaka Steptoe, Life Doesn't Frighten Me by Maya Angelou</p>
	<p>Outcome Recount: write a series of diary entries Greater Depth Series of diary entries including her viewpoint on other characters</p>	<p>Outcome Fiction: write a traditional tale with an alternative ending Greater Depth Tell the traditional tale from the point of view of a woodland creature</p>	<p>Outcome Fiction: write a myth, creating characters and settings Greater Depth Write from the character's viewpoint</p>	<p>Outcome Recount: write a formal biography of Chris Hadfield Greater Depth Include an extra section in informal first person</p>	<p>Outcome Persuasion/information: write an information leaflet Greater Depth Authorial choices on sections of text and layout</p>	<p>Outcome Non-fiction: write an information text for a gallery Greater Depth Plan own layout and structure for gallery information</p>
						

Year 5 Mastery Keys

Year 5	Autumn 1	Autumn 2	Spring 1	Spring 2	Summer 1	Summer 2
	Word	Word	Word	Word	Word	Word
Sentence	Sentence Use expanded noun phrases to convey complicated information concisely	Sentence Use expanded noun phrases to convey complicated information concisely Use relative clauses beginning with who, which, where, when, whose, that or an omitted relative pronoun	Sentence Use expanded noun phrases to convey complicated information concisely Use relative clauses beginning with who, which, where, when, whose, that or an omitted relative pronoun	Sentence Extend the range of sentences with more than one clause by using a wider range of conjunctions	Sentence Use modal verbs to indicate degrees of possibility	Sentence Use relative clauses beginning with who, which, where, when, whose, that or an omitted relative pronoun Use adverbs to indicate degrees of possibility
Text <i>Identify the audience for and purpose of writing</i> Organise paragraphs around a theme with a focus on more complex narrative structures	Text <i>Describe settings, characters and atmosphere</i> <i>Integrate dialogue to convey character and advance the action</i>	Text Link ideas across paragraphs using adverbials	Text Link ideas across paragraphs using adverbials and tense choices Recap: Variety of verb forms used correctly and consistently	Text Use devices to build cohesion within a paragraph <i>Choose the appropriate register</i> <i>Enhance meaning through selecting appropriate grammar and vocabulary</i>	Text Use a wider range of devices to build cohesion across paragraphs Link ideas using tense choices	
Punctuation Use commas after fronted adverbials (Y4) Use commas to clarify meaning or avoid ambiguity in writing	Punctuation Use of inverted commas and other punctuation to punctuate direct speech (Y4)	Punctuation Use commas to clarify meaning or avoid ambiguity in writing	Punctuation Use commas to clarify meaning or avoid ambiguity in writing Use brackets, dashes or commas to indicate parenthesis	Punctuation Use brackets, dashes or commas to indicate parenthesis	Punctuation	

Year 6 Texts and Outcomes

	Autumn 1	Autumn 2	Spring 1	Spring 2	Summer 1	Summer 2
Set 1	King Kong by Anthony Browne, King Kong (1933 film)	Can We Save the Tiger? by Martin Jenkins	Shackleton's Journey by William Grill	Island by Jason Chin, Jemmy Button by Alix Barzelay	Manfish by Jennifer Berne, Great Adventurers by Alastair Humphreys	Sky Chasers by Emma Carroll
Outcome	Fiction: write an action-packed story ending Greater Depth With a viewpoint from one of the characters	Information/explanation/persuasion: write a hybrid booklet about an amazing animal & Recount: diary Greater Depth Write a Newsround TV style report about the tiger crisis	Recount: write a journal entry from the expedition Greater Depth Write journal entry from another character's point of view	Recount: write a journalistic report (hybrid text) about Charles Darwin's discoveries & Discussion Greater Depth Include extracts from another genre <i>e.g., diary, interview, information</i>	Recount: write a biography of Jacques Cousteau & Fiction: adventure story Greater Depth Include a section entitled 'How Jacques Cousteau inspired me'	Fiction: write an adventure story from two different viewpoints & Recount: autobiography Greater Depth Include a section written from the viewpoint of another person
						

Year 6 Mastery Keys

Year 6	Autumn 1	Autumn 2	Spring 1	Spring 2	Summer 1	Summer 2
	Word	Word	Word	Word	Word	Word
	Sentence Use expanded noun phrases to convey complicated information concisely Use passive verbs	Sentence Use modal verbs or adverbs to indicate degrees of possibility (Y5)	Sentence Recognise structures for formal speech and writing, including subjunctive forms Use passive verbs	Sentence Use passive verbs	Sentence Use relative clauses beginning with who, which, where, when, whose, that or an omitted relative pronoun (Y5)	Sentence Recognise vocabulary and structures for formal speech and writing, including subjunctive forms
	Text Link ideas across paragraphs using a wider range of cohesive devices <i>Integrate dialogue to convey character and advance the action</i>	Text <i>Enhance meaning through selecting appropriate grammar and vocabulary</i>	Text <i>Distinguish between the language of speech and writing</i> <i>Integrate dialogue to convey character and advance the action</i>	Text Use a wider range of devices to build cohesion Use organisational and presentational devices to structure text Variety of verb forms used correctly and consistently (progressive present perfect forms)	Text Use a wider range of devices to build cohesion	Text <i>Identify the audience for and purpose of writing</i> <i>Choose the appropriate register</i>
	Punctuation Punctuate bullet points consistently	Punctuation Use brackets, dashes or commas to indicate parenthesis (Y5)	Punctuation Use semi-colons to mark boundaries between independent clauses	Punctuation Use colons or dashes to mark boundaries between independent clauses	Punctuation Use a colon to introduce a list and use of semi-colons within lists Use hyphens to avoid ambiguity	Punctuation Use semi-colons, colons or dashes to mark boundaries between independent clauses

**Objectives in italics are writing composition objectives*